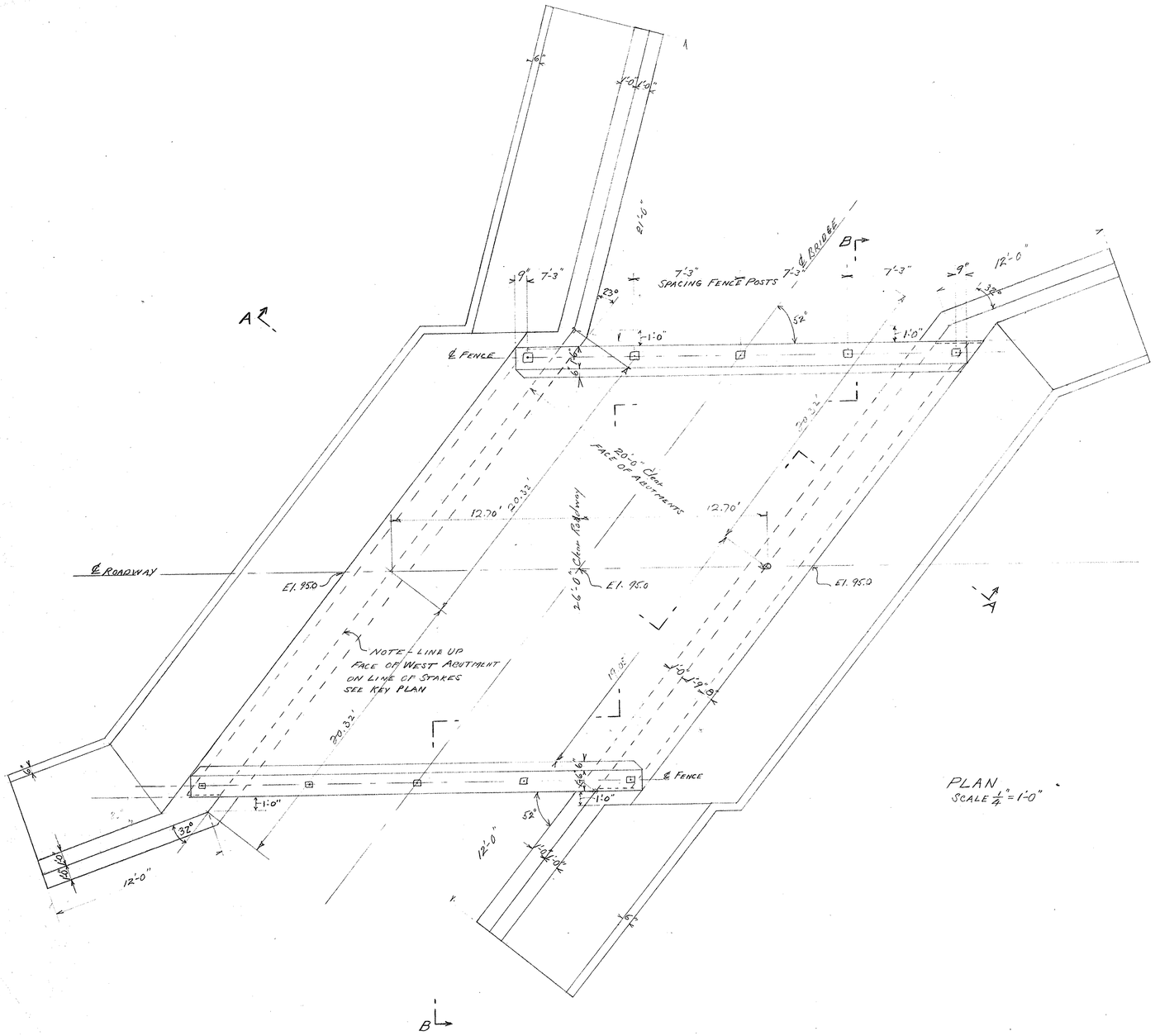

PLAN
SCALE $\frac{1}{4}$" = 1'-0"

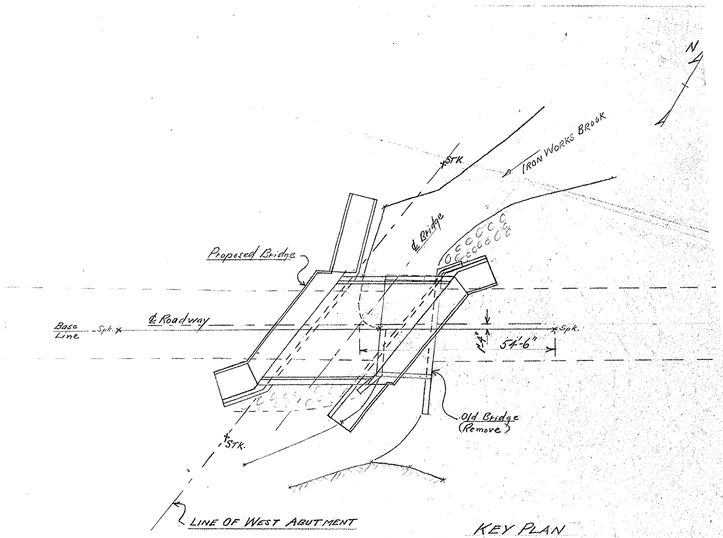

KEY PLAN
SCALE $\frac{1}{20}$" = 1'-0"

Notes

Bridge designed for H-15 loading
Abutment and wings Class "C" Concrete. All other concrete Class "A"

Estimated Quantities

Excavation (Bridge)	770	cu.yds.
(Ledge)	25	cu.yds
(Trench Ledge)	80	cu. yds
(Channel)	100	cu.yds.
(Concrete)	100	cu.yds.
Sheeting Steel	32200	lbs.
Concrete Reinforced Class "A"	35	cu.yds.
Class "C"	360	cu.yds.
Reinforcing Steel	4750	lbs.
Structural Steel	19000	lbs.
Fence - 2 Rail Steel	62	lin. ft.
Riprap	20	cu.yds
Gravel Borrow	100	Cu. Yds.

FOR CONSTRUCTION
DATE 11/10/38

BRIDGE № 1 OF TOPO. SHEET 77

THE COMMONWEALTH OF MASSACHUSETTS
PROPOSED BRIDGE

SHEFFIELD

CHAPTER 90 BRIDGE - COUNTY ROAD
OVER IRON WORKS BROOK
SCALES AS NOTED
DEPARTMENT OF PUBLIC WORKS
100 NASHUA ST. BOSTON, MASS.
OCT. 28 1938

BRIDGE ENGINEER — CHIEF ENGINEER
CLEVERDON, VARNEY & PIKE, ENGINEERS, BOSTON

SHEET № 1 OF 2

BRIDGE 1
5-10-2

5-10-24

S-1

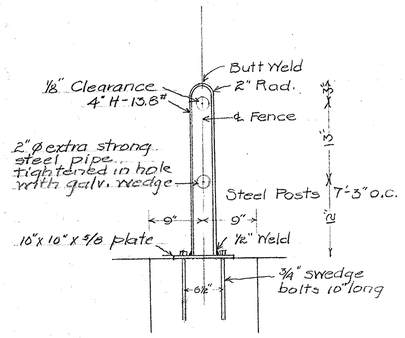

FENCE DETAIL
Scale 1"=1'-0"

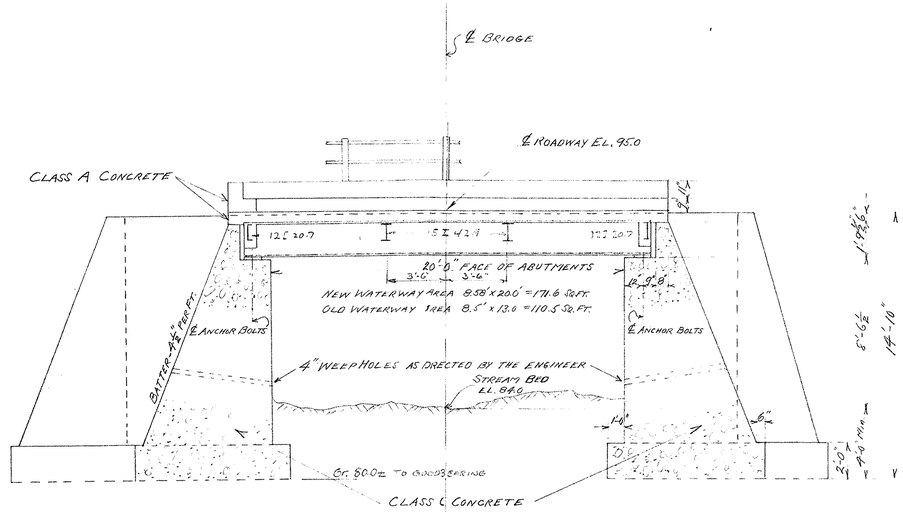

SECTION ON A-A
SCALE 1/4" = 1'-0"

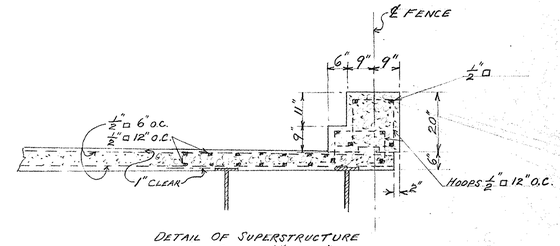

DETAIL OF SUPERSTRUCTURE
SCALE 1/2" = 1'-0"

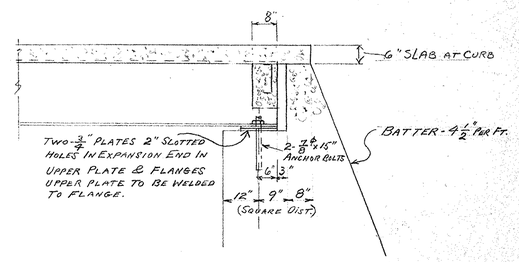

BEARING & ABUTMENT DETAILS
SCALE 1/2" = 1'-0"

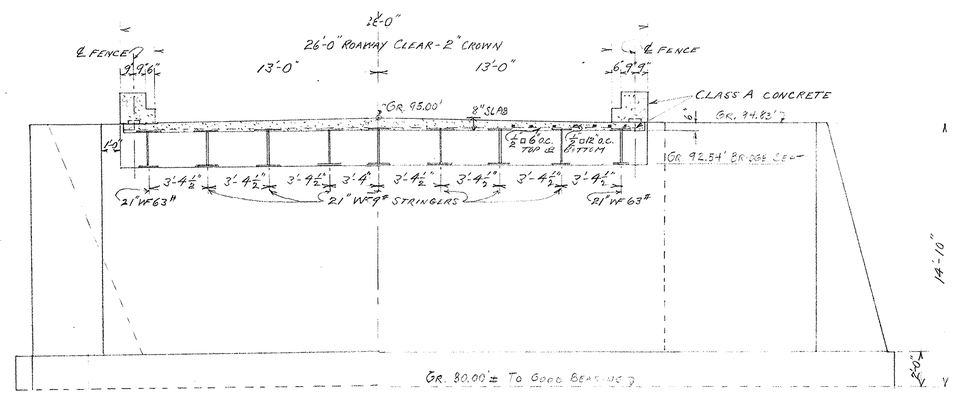

SECTION ON B-B
SCALE 1/4" = 1'-0"

FOR CONSTRUCTION
DATE 11/10/38

SHEFFIELD
BRIDGE No. 1 ON TOPO SHEET
SHEET 2 OF 2 SHEETS
BRIDGE No. S-10-24

77

S-10-24

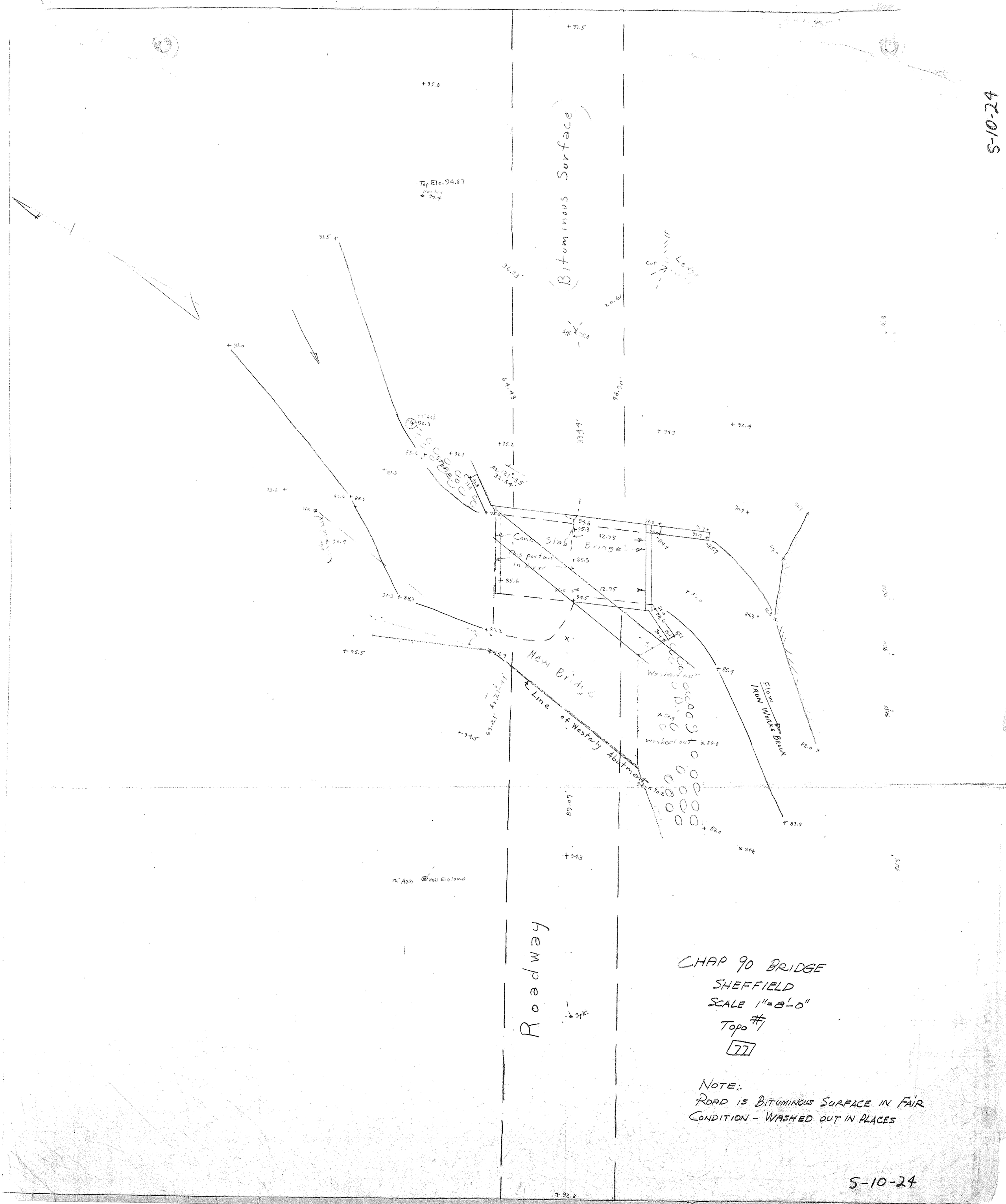
Bituminous Surface
Top Ele. 94.87
Cut Ledge
Concrete Slab Bridge
This portion in River
New Bridge
Line of Westerly Abutment
Washed out
Flow
IRON WORKS BROOK
Roadway
12" Ash
Nail Ele. 100.0
CHAP 90 BRIDGE
SHEFFIELD
SCALE 1"=8'-0"
Topo #7
77
NOTE:
ROAD IS BITUMINOUS SURFACE IN FAIR CONDITION - WASHED OUT IN PLACES
S-10-24