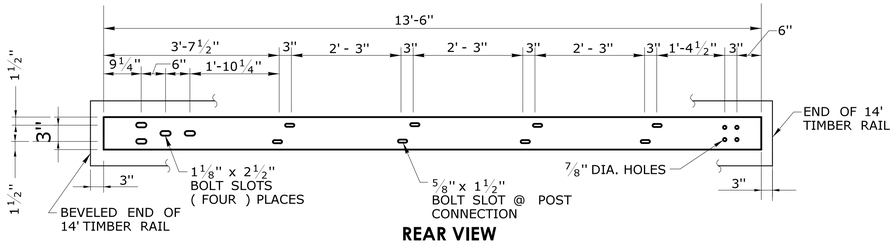

REAR VIEW

STEEL TRANSITION RAIL
6" x 3/8" x 13'-6"
FOR LEADING END ATTACHMENT

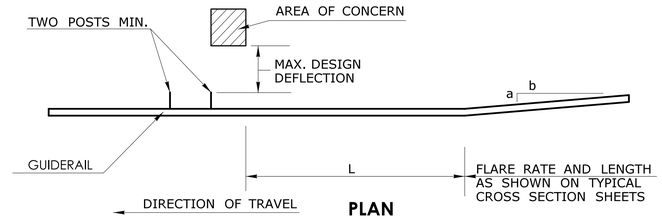

PLAN

APPROACH TO FIXED OBJECTS
SYSTEM 2 AND 3

GENERAL NOTES:

1. THIS DRAWING SHOWS LEADING END ATTACHMENT TO PROPOSED BARRIER/PARAPET. AT EXISTING PARAPETS ATTACH GUIDERAIL USING D.O.T. APPROVED CHEMICAL ANCHORS.
2. PRIOR TO GUIDERAIL POST INSTALLATION THE CONTRACTOR SHALL INVESTIGATE POST LOCATIONS FOR THE PRESENCE AND DEPTH OF LEDGE.
3. 20" DIA. EXCAVATED HOLE SHALL BE BACKFILLED WITH SUITABLE MATERIAL, OR GRANULAR FILL COMPACTED IN 6" LIFTS BEFORE DRIVING POST OR POSTS MAY BE SET IN EXCAVATED HOLE AND BACKFILLED WITH CONTROLLED LOW STRENGTH MATERIAL (CLSM).

Maximum Design Deflection (ft)	Area Of Concern Plus 2 Posts (see sketch)	SYSTEM 3	SYSTEM 2	Standard System	L
		W6 x 15 Posts Spaced at 2'- 6"	W6 x 15 Posts Spaced at 5'	W6 x 15 Posts Spaced at 10'	Min. Length Needed
1'	System 3	10'	10'	50'	70'
2' - 6"	System 2	—	10'	60'	70'
4'	Standard System	—	—	70'	70'

MERRITT PARKWAY GUIDERAIL
DESIGN DEFLECTION CHART

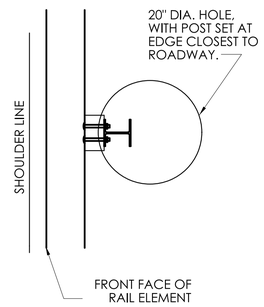

PLAN

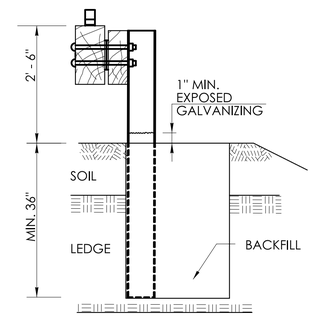

CASE 1

(CURBLESS SECTION SHOWN)

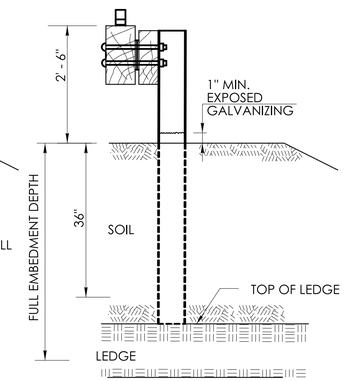

CASE 2

(CURBLESS SECTION SHOWN)

CASE 1: IF LEDGE IS LOCATED WITHIN 36" OF THE FINISHED GRADE AT THE POST LOCATION A 20" DIAMETER HOLE SHALL BE DRILLED IN THE LEDGE TO THE MINIMUM EMBEDMENT DEPTH OF 36" AND THE POST SHALL BE CUT AND DRIVEN TO ACHIEVE THIS DEPTH.

CASE 2: IF LEDGE IS LOCATED AT A DEPTH GREATER THAN 36" BUT LESS THAN THE FULL EMBEDMENT DEPTH THE POST SHALL BE CUT AND DRIVEN TO ACHIEVE EMBEDMENT TO THE DEPTH OF THE TOP OF LEDGE.

DRILLING HOLE FOR GUIDERAIL POST

(SEE GENERAL NOTES 2-3)

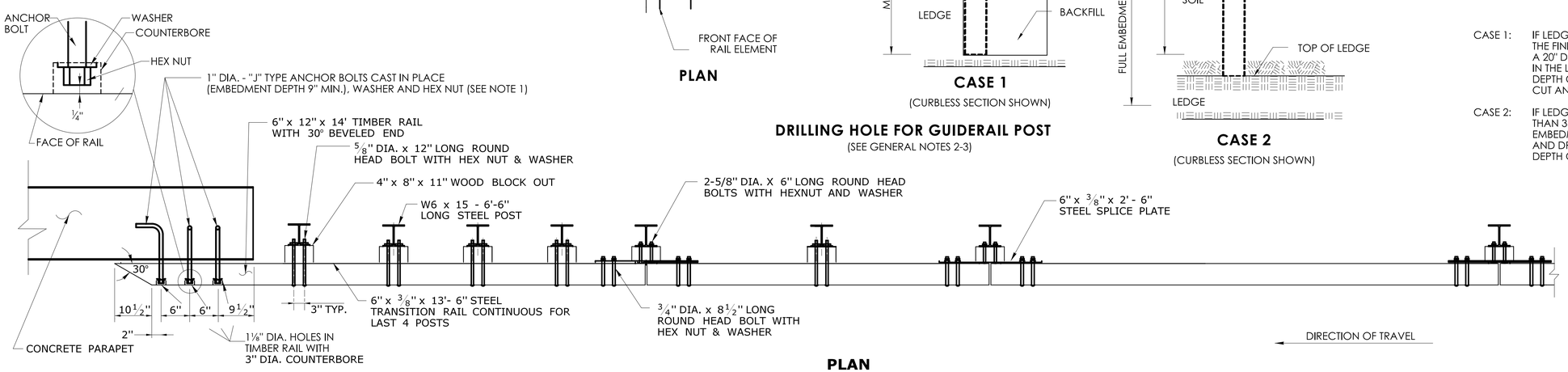

PLAN

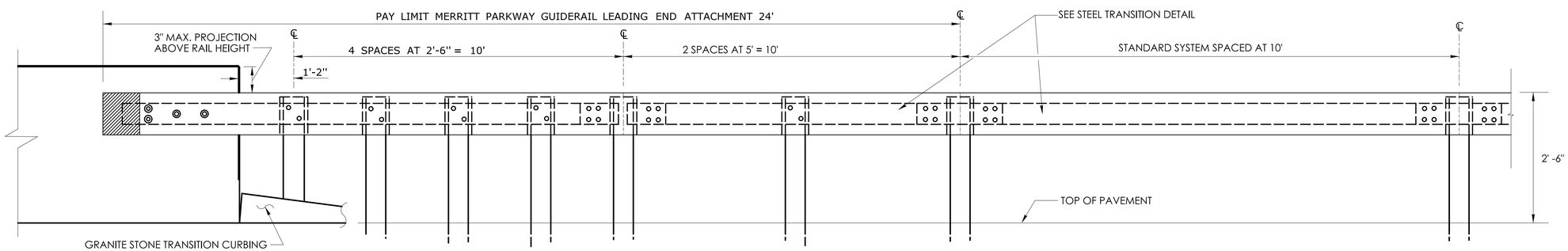

ELEVATION

ATTACHMENT AT LEADING END (VERTICAL SHAPE BARRIER SHOWN)
(FRONT VIEW)

(SEE GENERAL NOTES 1)

	NOT TO SCALE	SIGNATURE BLOCK: OFFICE OF ENGINEERING 2800 BERLIN TURNPIKE NEWINGTON, CT 06111	SUBMITTED BY: Digitally signed by Leo Fontaine, P.E. Date: 2024.12.17 14:04:40-05'00'	APPROVED BY: Digitally signed by Michael N. Calabrese, P.E. Date: 2025.01.29 12:16:30-05'00'	CTDOT CONNECTICUT DEPARTMENT OF TRANSPORTATION	CTDOT STANDARD SHEET	STANDARD SHEET TITLE: MERRITT PARKWAY GUIDERAIL LEADING END ATTACHMENT AND SYSTEMS 2 AND 3	STANDARD SHEET NO.: HW-910_12a

PLOTTED DATE: 10/22/2024